

## The National County Team Tournament

**28 and 29 June 2014**

**Lilleshall National Sports and Conferencing Centre**

### ***Presentation of Awards & Final Results***

Lord Patron

**Lee Miller**

Chairman of Judges  
Director of Shooting  
Judges

**Geoff Malyon  
Richard Custance  
Pam Tonkin  
Michael Pearce  
Liz Garrigan  
Chris Evans  
Eleanor Wilson  
Ted Burnham  
Victoria Duncan**

Tournament Secretary  
Scoring  
Work Party

**Robert Potts  
Connor Dexter  
The National Tournaments Work Party**

#### **Rounds Shot**

Saturday	WA 50m & Team Head to Heads (Compounds) WA 70m & Team Head to Heads (other bowstyles)
Sunday	WA 1440 Rounds

#### **Weather**

Saturday	Early Rain, Clearing to Sunny Spells with Showers
Sunday	Warm & Sunny, With Cloudy Patches



## WA 50/70m ROUND TEAM RESULTS

	<b>Score</b>	<b>Tens</b>	<b>Xs</b>
<b>1 Surrey</b>	<b>1952</b>	<b>78</b>	<b>22</b>
Andrea Gales	689	44	11
Jane Lawrence-Tuck	638	21	9
Susanna Franklin	625	13	2
<b>2 Essex &amp; Suffolk</b>	<b>1931</b>	<b>68</b>	<b>19</b>
Daisy Clark	649	26	4
Helen Harris	646	23	8
Sophie Brown	636	19	7
<b>3 Eastern Area B</b>	<b>1926</b>	<b>69</b>	<b>19</b>
Stephanie Clayson	652	25	7
Kirsty Robb	638	23	4
Elayne Mclean	636	21	8
<b>4 Hampshire</b>	<b>1925</b>	<b>81</b>	<b>27</b>
Lucy O'Sullivan	689	44	16
Jeannette Holder	643	24	7
Charlotte Warne	593	13	4
<b>5 Durham &amp; Northumberland</b>	<b>1906</b>	<b>54</b>	<b>19</b>
Pauline Ianson	641	24	6
Deirdre Pattison	633	15	6
Zoe Coggins	632	15	7
<b>6 Eastern Area</b>	<b>1873</b>	<b>45</b>	<b>19</b>
Hope Greenwood	637	18	7
Muriel Kirkwood	624	13	7
Victoria Barby	612	14	5
<b>7 Yorkshire</b>	<b>1870</b>	<b>55</b>	<b>18</b>
Viv Oxley	658	28	9
Lynda Oliver	636	17	5
Izzy Carpenter	576	10	4
<b>8 Worcestershire</b>	<b>1849</b>	<b>42</b>	<b>14</b>
Shiela Harris	636	17	6
Lindsey Brazier	620	14	5
Michelle Hall	593	11	3
<b>9 Devon &amp; Cornwall</b>	<b>1837</b>	<b>49</b>	<b>10</b>
Jess Luck	645	23	6
Wendy Broome	643	22	4
Kerry Bennett	549	4	0

	<b>Score</b>	<b>Tens</b>	<b>Xs</b>
<b>10 Somerset</b>	<b>1794</b>	<b>34</b>	<b>10</b>
Rhiannon Norfolk	616	12	3
Amyce Aurora-Smith	591	12	2
Sue Smith	587	10	5
<b>11 Berkshire</b>	<b>1602</b>	<b>33</b>	<b>7</b>
Julie Chenery	628	15	4
Caroline Robertson	594	14	2
Rhianna Rawlins	380	4	1
<b>12 Dorset &amp; Wiltshire</b>	<b>1297</b>	<b>47</b>	<b>16</b>
Erin Prior	650	22	10
Laura Harding	647	25	6
<b>13 Norfolk</b>	<b>1182</b>	<b>24</b>	<b>8</b>
Rachel Jackson	611	11	4
Sally Palmer	571	13	4
Stephanie Jackson	0	0	0

#### WA 50m Round - Gentlemen Compound

<b>1 Gloucestershire A</b>	<b>2025</b>	<b>106</b>	<b>37</b>
Adam Shaw	679	36	15
Chris Tombe	677	38	12
Keith Webb	669	32	10
<b>2 Hampshire</b>	<b>2025</b>	<b>105</b>	<b>37</b>
Lee Miller	689	42	14
Jake Burn	687	41	14
Mark Gray	649	22	9
<b>3 Essex &amp; Suffolk</b>	<b>2020</b>	<b>98</b>	<b>28</b>
Phillip Glover	684	40	13
James Howell	676	31	8
James Sinclair	660	27	7
<b>4 Kent</b>	<b>2007</b>	<b>105</b>	<b>45</b>
Michael Kells	694	48	22
Chris Horan	660	31	12
Steve Batey	653	26	11
<b>5 Durham &amp; Northumberland</b>	<b>1995</b>	<b>83</b>	<b>33</b>
Steven James	673	30	12
Lloyd Pattison	666	26	9
Jimmy Mullins	656	27	12

	<b>Score</b>	<b>Tens</b>	<b>Xs</b>
<b>6 Devon &amp; Cornwall</b>	<b>1985</b>	<b>91</b>	<b>37</b>
Daniel Tompkins	672	38	14
Neil Bennett	662	25	14
Mark Cardy	651	28	9
<b>7 Worcestershire</b>	<b>1985</b>	<b>82</b>	<b>33</b>
Chris Price	664	31	11
Dave Martel	661	27	10
Tony Carter	660	24	12
<b>8 Leicestershire &amp; Rutland</b>	<b>1982</b>	<b>80</b>	<b>21</b>
Tim Oliver	675	31	6
James Farmer	657	28	12
William Chapman	650	21	3
<b>9 Warwickshire</b>	<b>1971</b>	<b>85</b>	<b>30</b>
Matthew Dale	668	32	12
Matthew Ingram	663	31	9
James Edmondson	640	22	9
<b>10 Somerset</b>	<b>1964</b>	<b>75</b>	<b>18</b>
Dom Latham	658	25	7
Chris Plater	656	27	7
Robin Jarvis	650	23	4
<b>11 Worcestershire B</b>	<b>1963</b>	<b>81</b>	<b>29</b>
Jon Nott	669	33	14
Eric Thomas	649	22	9
Scott Potter	645	26	6
<b>12 Leicestershire &amp; Rutland B</b>	<b>1960</b>	<b>67</b>	<b>16</b>
Peter Fox	658	27	7
Neil Laszkowicz	658	24	5
James Passingham	644	16	4
<b>13 Staffordshire</b>	<b>1958</b>	<b>77</b>	<b>27</b>
Ryan Jeavons	683	40	16
Jim Metcalfe	650	22	8
Graham Brooks	625	15	3
<b>14 Yorkshire</b>	<b>1956</b>	<b>75</b>	<b>27</b>
Will Kempf	667	31	13
Gareth Allen	662	29	8
Richard Watts	627	15	6

	<b>Score</b>	<b>Tens</b>	<b>Xs</b>
<b>15 Surrey</b>	<b>1950</b>	<b>69</b>	<b>21</b>
Christopher Mott	656	26	6
Dave Morris	649	21	11
Martin Creasey	645	22	4
<b>16 Berkshire A</b>	<b>1913</b>	<b>57</b>	<b>10</b>
Sam Baldwin	649	21	5
Thomas Hutchins	638	21	2
Ian Hartfree	626	15	3
<b>17 Eastern Area</b>	<b>1878</b>	<b>56</b>	<b>23</b>
Frank Maguire	651	20	11
Nathan Macqueen	635	21	7
Karl Paddon	592	15	5
<b>18 Dorset &amp; Wiltshire</b>	<b>1872</b>	<b>66</b>	<b>22</b>
Chris Fowler	672	35	13
Ian Harding	620	16	5
Neil Lockhart	580	15	4
<b>19 Oxfordshire</b>	<b>1835</b>	<b>49</b>	<b>15</b>
Nigel Parkin	646	20	5
Ben Glover	632	17	5
John Royal	557	12	5
<b>20 Warwickshire B</b>	<b>1348</b>	<b>66</b>	<b>18</b>
Tom Duncan	677	36	12
Colin Geenes	671	30	6
Tim Nash	0	0	0
<b>21 Norfolk</b>	<b>1170</b>	<b>31</b>	<b>7</b>
Roy Sadler	640	20	5
Mark Martin	530	11	2
Jamie Fisher	0	0	0

### WA 70m Round - Ladies Recurve

<b>1 Warwickshire</b>	<b>1762</b>	<b>47</b>	<b>14</b>
Naomi Folkard	649	27	9
Nicola Turner	603	13	3
Emma Davis	510	7	2
<b>2 Essex &amp; Suffolk</b>	<b>1673</b>	<b>32</b>	<b>8</b>
Nicky Hunt	613	16	4
Jaspreet Sagoo	558	9	3
Susi Atkinson	502	7	1

	<b>Score</b>	<b>Tens</b>	<b>Xs</b>
<b>3 Somerset</b>	<b>1658</b>	<b>21</b>	<b>3</b>
Vikki Gallop	565	6	1
Caroline Baldry	563	8	1
Sue Elkins	530	7	1
<b>4 Lancashire</b>	<b>1651</b>	<b>40</b>	<b>8</b>
Vlada Priestman	603	18	3
Wendy Aubrey	558	14	5
Liz Owen	490	8	0
<b>5 Oxfordshire</b>	<b>1644</b>	<b>29</b>	<b>8</b>
Charlie Birch	596	13	2
Antje Frotscher	585	14	5
Angelina Measures	463	2	1
<b>6 Gloucestershire A</b>	<b>1639</b>	<b>25</b>	<b>8</b>
Cherry Lyne	610	13	4
Malgorzata Jaroslawska	549	8	2
Theresa Watts	480	4	2
<b>7 Durham &amp; Northumberland</b>	<b>1622</b>	<b>20</b>	<b>4</b>
Jane Taylor	567	8	1
Kate Dunningham	529	8	2
Lisa Gilbert	526	4	1
<b>8 Hampshire</b>	<b>1606</b>	<b>24</b>	<b>6</b>
Sarah Lupton	567	8	3
Caroline Owen	537	11	1
Chantelle Goubert	502	5	2
<b>9 Middlesex</b>	<b>1575</b>	<b>31</b>	<b>6</b>
Jeanetta Braun	622	22	4
Zhi Yao	482	5	1
Anastasia Sichkarenko	471	4	1
<b>10 Staffordshire</b>	<b>1573</b>	<b>20</b>	<b>4</b>
Veronique Oakes	549	9	1
Tara Mackinnon	543	6	3
Lora Ankers	481	5	0
<b>11 Worcestershire</b>	<b>1551</b>	<b>21</b>	<b>2</b>
Sally Gilder	584	10	1
Linda Haines	487	7	1
Hazel Blissett	480	4	0

	<b>Score</b>	<b>Tens</b>	<b>Xs</b>
<b>12 Devon &amp; Cornwall</b>	<b>1541</b>	<b>26</b>	<b>9</b>
Paulette Mills	589	14	5
Estelle Edwick	565	10	2
Zena Barker	387	2	2
<b>13 Leicestershire &amp; Rutland</b>	<b>1534</b>	<b>23</b>	<b>2</b>
Ruth Welsh	551	9	1
Kim Copson	533	8	0
Anne Smith	450	6	1
<b>14 Yorkshire</b>	<b>1523</b>	<b>27</b>	<b>10</b>
Amy Oliver	637	20	9
Michelle Kiddy	518	6	1
Gwen Smith	368	1	0
<b>15 Dorset &amp; Wiltshire</b>	<b>1511</b>	<b>19</b>	<b>3</b>
Rachel Vines	573	15	2
Janice Reynolds	488	4	1
Jane Prior	450	0	0
<b>16 Eastern Area</b>	<b>1494</b>	<b>14</b>	<b>2</b>
Elizabeth Bell	573	8	2
Jennifer Mankin	486	2	0
Migle Petruskeviciute	435	4	0
<b>17 Worcestershire B</b>	<b>1439</b>	<b>16</b>	<b>5</b>
Verity Gray	528	7	3
Betsy Johnson	497	8	2
Catherine Smith	414	1	0
<b>18 Norfolk</b>	<b>1298</b>	<b>16</b>	<b>7</b>
Abbie Fisher	535	8	4
Sarah Hubbard	384	6	2
Bethany Farrow	379	2	1

### **WA 70m Round - Ladies Longbow**

<b>1 Leicestershire &amp; Rutland</b>	<b>438</b>	<b>0</b>	<b>0</b>
Carol Smith	165	0	0
Rosie Clarkson	144	0	0
Catriona Charters	129	0	0
<b>2 Durham &amp; Northumberland</b>	<b>420</b>	<b>1</b>	<b>1</b>
Elizabeth Arrowsmith	183	0	0
Chris Mernin	131	1	1
Helen Horsley	106	0	0

	<b>Score</b>	<b>Tens</b>	<b>Xs</b>
<b>3 Dorset &amp; Wiltshire</b>	<b>375</b>	<b>1</b>	<b>0</b>
Nancy Ryder	164	1	0
Jackie Walker	122	0	0
Carole Tidd	89	0	0
<b>4 Devon &amp; Cornwall</b>	<b>365</b>	<b>0</b>	<b>0</b>
Sarah Conisbee	193	0	0
Myra Hingston	105	0	0
Jane Farrow	67	0	0

### WA 70m Round - Gentlemen Recurve

<b>1 Somerset</b>	<b>1893</b>	<b>54</b>	<b>15</b>
Mark Smith	644	18	3
Alex Hickson	630	23	9
Adam Lewis	619	13	3
<b>2 Gloucestershire A</b>	<b>1847</b>	<b>45</b>	<b>14</b>
Ashe Morgan	635	14	3
Tom Howse	616	13	7
Luke Jones	596	18	4
<b>3 Lancashire</b>	<b>1828</b>	<b>44</b>	<b>14</b>
Paul Tittensor	617	15	4
Jack Grogan	610	13	5
Steve Sigurnjak	601	16	5
<b>4 Warwickshire B</b>	<b>1821</b>	<b>34</b>	<b>10</b>
Jorge Lindley	630	16	3
Jacob Vick	600	9	2
Tom Hall	591	9	5
<b>5 Middlesex</b>	<b>1803</b>	<b>36</b>	<b>11</b>
Florland Sarmiento	635	16	6
Jude Baker-Mill	586	11	2
Petr Lochman	582	9	3
<b>6 Essex &amp; Suffolk</b>	<b>1793</b>	<b>36</b>	<b>9</b>
Michael Judd	626	18	5
Tim Davies	589	7	3
Ian Harris	578	11	1
<b>7 Eastern Area</b>	<b>1782</b>	<b>33</b>	<b>3</b>
Stuart Barby	626	16	0
Fraser Keir	599	9	1
Sukrit Hotrabuvanon	557	8	2



	<b>Score</b>	<b>Tens</b>	<b>Xs</b>
<b>8 Warwickshire</b>	<b>1767</b>	<b>34</b>	<b>12</b>
Robert Lowe	630	17	7
Lee Williams	607	13	4
Chris Trolan	530	4	1
<b>9 Oxfordshire</b>	<b>1767</b>	<b>32</b>	<b>12</b>
Alex Smith	614	11	2
David Timmins	609	16	7
Ioannis Chrisinas	544	5	3
<b>10 Hampshire</b>	<b>1764</b>	<b>38</b>	<b>7</b>
Chris Baigent	603	19	2
Mike Newell	596	8	3
Ben Robinson	565	11	2
<b>11 Surrey</b>	<b>1755</b>	<b>30</b>	<b>6</b>
Richard White	626	17	3
Roy Watts	568	9	1
Paul Jay	561	4	2
<b>12 Yorkshire</b>	<b>1706</b>	<b>26</b>	<b>6</b>
John Lane	590	12	3
Paul Jones	585	8	2
Robert Prince	531	6	1
<b>13 Durham &amp; Northumberland</b>	<b>1701</b>	<b>35</b>	<b>7</b>
Simon Scott	594	18	3
Colin Affleck	566	10	1
Richard Heffernan	541	7	3
<b>14 Dorset &amp; Wiltshire</b>	<b>1692</b>	<b>29</b>	<b>9</b>
John Prior	617	14	4
Jay Howarth	556	10	1
Richard Kerr	519	5	4
<b>15 Somerset B</b>	<b>1691</b>	<b>24</b>	<b>3</b>
Mark Renouf	592	11	2
John Neusinger	556	10	1
Rob Wilson	543	3	0
<b>16 Staffordshire</b>	<b>1687</b>	<b>27</b>	<b>4</b>
Jack Masefield	613	13	0
Andy Brooks	585	10	3
Wayne Evans	489	4	1

	<b>Score</b>	<b>Tens</b>	<b>Xs</b>
<b>17 Norfolk</b>	<b>1665</b>	<b>26</b>	<b>7</b>
Mark Webb	579	13	3
John Bruce	565	10	2
Stephen Hall	521	3	2
<b>18 Worcestershire</b>	<b>1643</b>	<b>22</b>	<b>2</b>
Jason Relf	562	11	0
Steve Short	562	7	1
Roger Smith	519	4	1
<b>19 Worcestershire B</b>	<b>1636</b>	<b>23</b>	<b>5</b>
Paul Willetts	560	8	0
David Brazier	557	9	4
Stuart Hebberuck	519	6	1
<b>20 Gloucestershire B</b>	<b>1628</b>	<b>27</b>	<b>5</b>
Colin Watts	586	12	1
Andy Griffin	538	10	2
David Mortimer	504	5	2
<b>21 Berkshire A</b>	<b>1602</b>	<b>19</b>	<b>5</b>
George Arthur	570	6	2
Iain Malins	543	11	3
Simon Gates	489	2	0
<b>22 Leicestershire &amp; Rutland</b>	<b>1594</b>	<b>21</b>	<b>9</b>
Stephen Copson	588	12	4
Dave Goodwin	525	4	3
Kevin Smith	481	5	2
<b>23 Oxfordshire B</b>	<b>1513</b>	<b>16</b>	<b>5</b>
Lukasz Danel	509	8	3
Tim Holmes	508	4	0
Thilina Abeywickrama	496	4	2
<b>24 Devon &amp; Cornwall</b>	<b>1495</b>	<b>11</b>	<b>0</b>
Mark O'Halloran	565	5	0
Andrew Hoyle	532	4	0
Jimmy Sandoe	398	2	0
<b>25 Berkshire B</b>	<b>927</b>	<b>9</b>	<b>0</b>
Barry Walker	499	6	0
Michael Harrison	428	3	0
Andy Cotrell	0	0	0

	Score	Tens	Xs
<b>WA 70m Round - Gentlemen Longbow</b>			
<b>1 Dorset &amp; Wiltshire</b>	<b>828</b>	<b>5</b>	<b>0</b>
Terry Ives	286	2	0
Michael Pearce	273	1	0
John Hayes	269	2	0
<b>2 Devon &amp; Cornwall</b>	<b>694</b>	<b>3</b>	<b>0</b>
Seth Neill	243	2	0
Keith Hingston	240	0	0
Chris Quinn	211	1	0
<b>3 Yorkshire</b>	<b>689</b>	<b>0</b>	<b>0</b>
Patrick Revill	242	0	0
Samm Campbell	228	0	0
Richard Allan	219	0	0
<b>4 Durham &amp; Northumberland</b>	<b>594</b>	<b>3</b>	<b>1</b>
Chris Evans	272	1	0
Ian Norwood	241	2	1
Dan Bowyer	81	0	0
<b>5 Essex &amp; Suffolk</b>	<b>593</b>	<b>3</b>	<b>1</b>
Mick Wollaston	235	0	0
Max Room	198	2	1
Tony Maher	160	1	0
<b>6 Berkshire</b>	<b>323</b>	<b>0</b>	<b>0</b>
Tony Hazeldyne	129	0	0
Kevin Shannon	117	0	0
David Beaney	77	0	0


260 archers

Sd	1/16 Eliminations	1/8 Eliminations	1/4 Finals	1/2 Finals	Finals	<u>Gentlemen Recurve</u> <u>Team Outdoor Match Round</u>  <u>Saturday 28th June 2014</u>
1 Somerset 32 Bye	Somerset 212					
17 Norfolk 169 16 Staffordshire 193	Staffordshire 215	Staffordshire 189				
9 Oxfordshire 197 24 Devon & Cornwall 147	Oxfordshire 187	Warwickshire 186				
25 Berkshire B 99 8 Warwickshire 203	Warwickshire 206	Warwickshire 205				
5 Middlesex 28 Bye	Middlesex 185					
21 Berkshire A 191 12 Yorkshire 189	Berkshire A 177	Middlesex 193				
13 Durham & Northumberland 0 20 Gloucestershire B 0	Durham & Northumberland 195	Durham & Northumberland 191				
29 Bye 4 Warwickshire B	Warwickshire B 194	Durham & Northumberland 194				
3 Lancashire 30 Bye	Lancashire 203					
19 Worcestershire B 167 14 Dorset & Wiltshire 183	Dorset & Wiltshire 181	Lancashire 207				
11 Surrey 201 22 Leicestershire & Rutland 176	Surrey 195	Essex & Suffolk 216				
27 Bye 6 Essex & Suffolk	Essex & Suffolk 205	Essex & Suffolk 212				
7 Eastern Area 26 Bye	Eastern Area 197					
23 Oxfordshire B 168 10 Hampshire 209	Hampshire 192	Eastern Area 195				
15 Somerset B 172 18 Worcestershire 175	Worcestershire 179	Gloucestershire A 199				
31 Bye 2 Gloucestershire A	Gloucestershire A 202	Gloucestershire A 208				
<b>Gold Final</b>						
Durham & Northumberland 184						
Durham & Northumberland 191						
<b>Bronze Final</b>						
Warwickshire 209						<b>1st</b> Essex & Suffolk
Gloucestershire A 197						<b>2nd</b> Durham & Northumberland
						<b>3rd</b> Warwickshire
						<b>4th</b> Gloucestershire A
Essex & Suffolk 204						

Sd	1/16 Eliminations	1/8 Eliminations	1/4 Finals	1/2 Finals	Finals	Ladies Recurve Team Outdoor Match Round Saturday 28th June 2014
1 32	Warwickshire Bye	Warwickshire	193	Warwickshire	206	<b>Gold Final</b> Warwickshire 200    <b>Bronze Final</b> Oxfordshire 199   Gloucestershire A 186    Essex & Suffolk 192
17 16	Worcestershire B Eastern Area	148 165	Eastern Area			
9 24	Middlesex Bye	Middlesex	162	Hampshire	189	
25 8	Bye Hampshire	Hampshire	168			
5 28	Oxfordshire Bye	Oxfordshire	171	Oxfordshire	178	
21 12	Bye Devon & Cornwall	Devon & Cornwall	171			
13 20	Leicestershire & Rutland Bye	Leicestershire & Rutland	159	Leicestershire & Rutland	159	
29 4	Bye Lancashire	Lancashire	147			
3 30	Somerset Bye	Somerset	198	Somerset	188	
19 14	Bye Yorkshire	Yorkshire	176			
11 22	Worcestershire Bye	Worcestershire	169	Gloucestershire A	201	
27 6	Bye Gloucestershire A	Gloucestershire A	183			
7 26	Durham & Northumberland Bye	Durham & Northumberland	180	Durham & Northumberland	176	
23 10	Bye Staffordshire	Staffordshire	156			
15 18	Dorset & Wiltshire Norfolk	139 174	Norfolk	167	Essex & Suffolk	197
31 2	Bye Essex & Suffolk	Essex & Suffolk	192			
						<b>1st</b> Warwickshire <b>2nd</b> Essex & Suffolk  <b>3rd</b> Oxfordshire <b>4th</b> Gloucestershire A

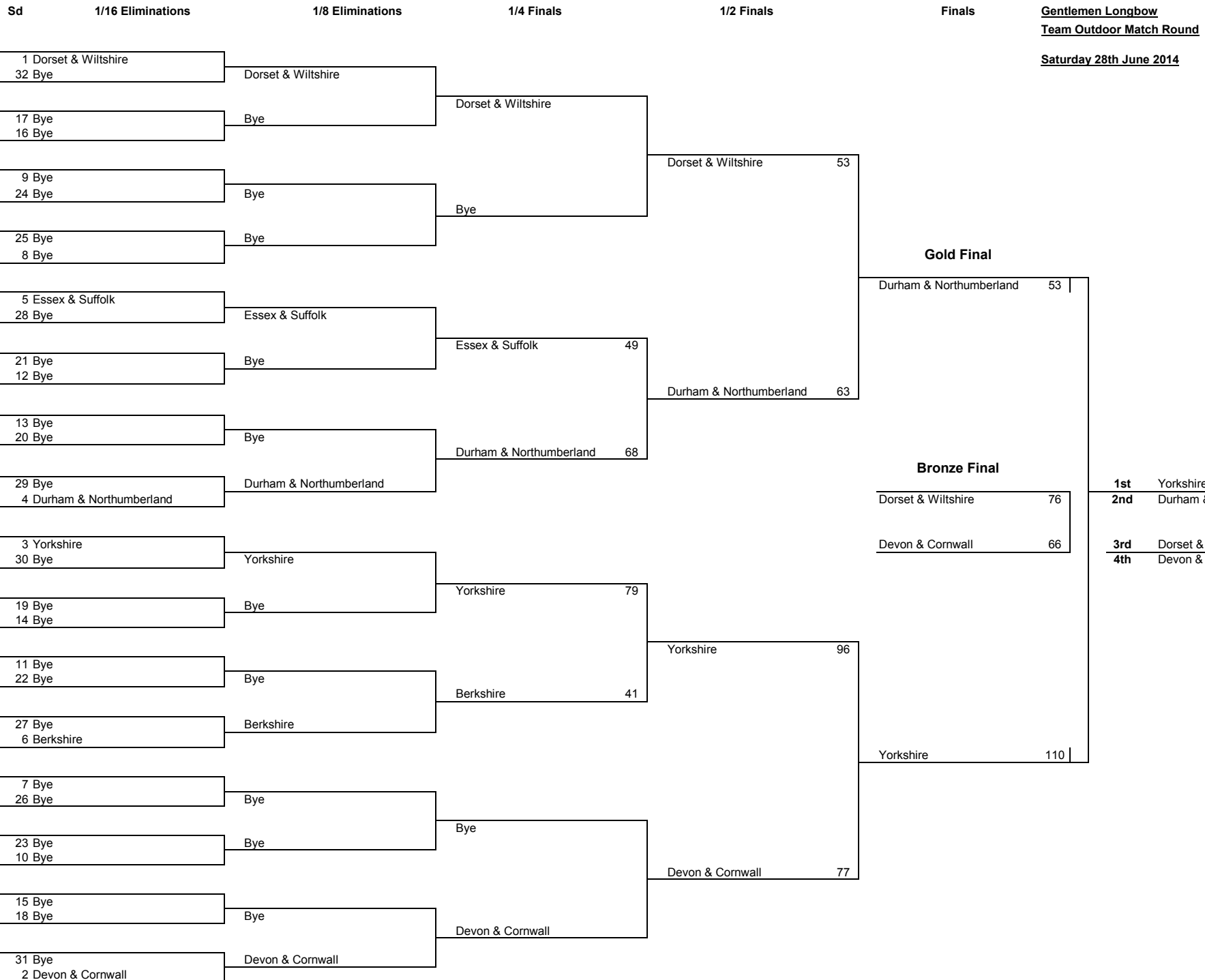
<b>Sd</b>	<b>1/16 Eliminations</b>	<b>1/8 Eliminations</b>	<b>1/4 Finals</b>	<b>1/2 Finals</b>	<b>Finals</b>	<b>Gentlemen Compound Team Outdoor Match Round</b>
-----------	--------------------------	-------------------------	-------------------	-------------------	---------------	--

**Saturday 28th June 2014**

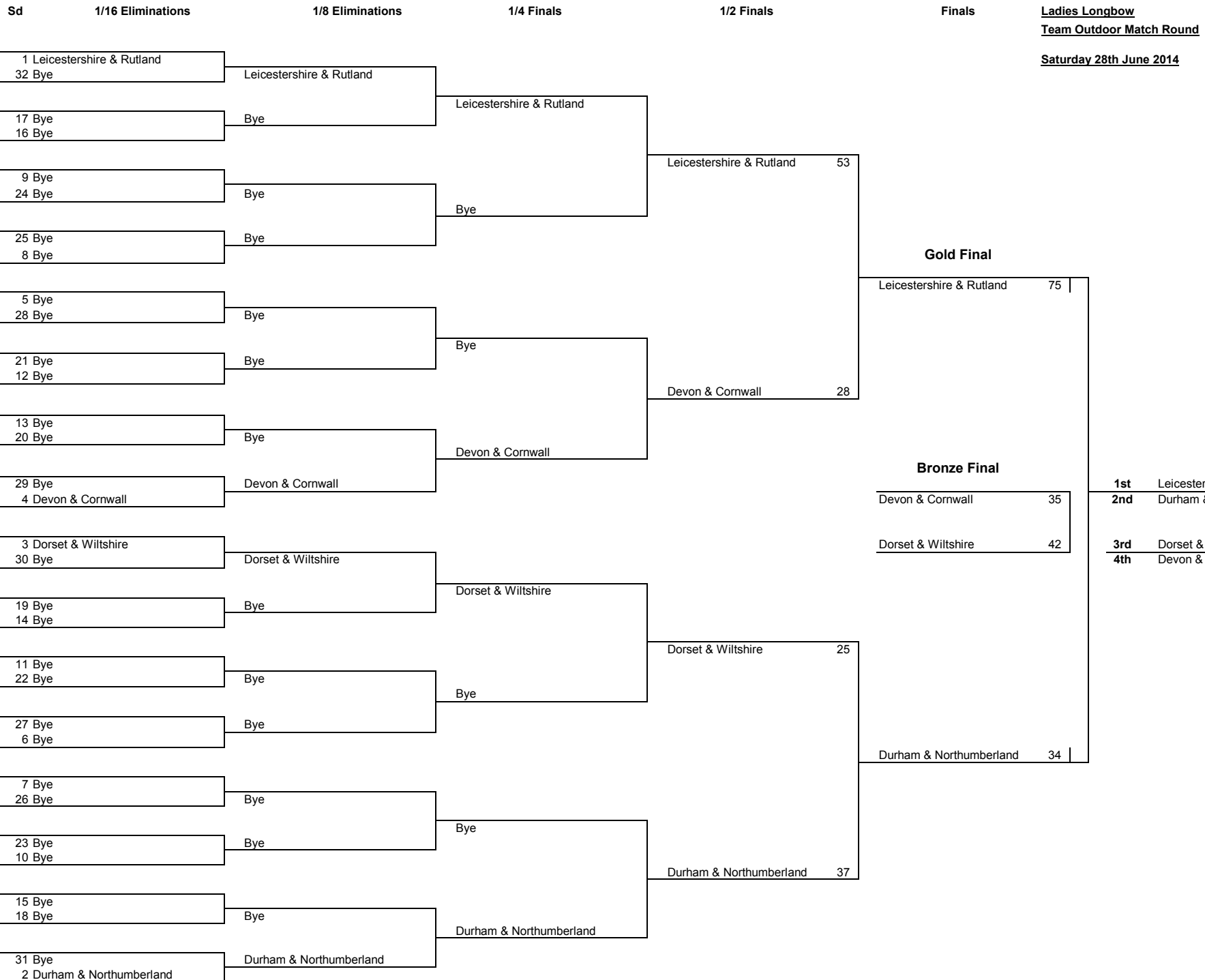


- |            |                         |
|------------|-------------------------|
| <b>1st</b> | Essex & Suffolk         |
| <b>2nd</b> | Gloucestershire A       |
| <b>3rd</b> | Hampshire               |
| <b>4th</b> | Durham & Northumberland |

Sd	1/16 Eliminations	1/8 Eliminations	1/4 Finals	1/2 Finals	Finals	Ladies Compound Team Outdoor Match Round Saturday 28th June 2014
1 Surrey 32 Bye	Surrey		Surrey 208			
17 Bye 16 Bye	Bye			Surrey 217		
9 Devon & Cornwall 24 Bye	Devon & Cornwall 196		Worcestershire 188			
25 Bye 8 Worcestershire	Worcestershire 200				<b>Gold Final</b>	
5 Durham & Northumberland 28 Bye	Durham & Northumberland 214		Durham & Northumberland 217		Durham & Northumberland 214	
21 Bye 12 Dorset & Wiltshire	Dorset & Wiltshire 139			Durham & Northumberland 221		
13 Norfolk 20 Bye	Norfolk 134		Hampshire 208			
29 Bye 4 Hampshire	Hampshire 188				<b>Bronze Final</b>	
3 Eastern Area B 30 Bye	Eastern Area B		Eastern Area B 209		Surrey 212	1st Durham & Northumberland
19 Bye 14 Bye	Bye				Essex & Suffolk 208	2nd Eastern Area
11 Berkshire 22 Bye	Berkshire 168		Eastern Area 214			
27 Bye 6 Eastern Area	Eastern Area 201					
7 Yorkshire 26 Bye	Yorkshire 207		Yorkshire 188			
23 Bye 10 Somerset	Somerset 204					
15 Bye 18 Bye	Bye		Essex & Suffolk 210			
31 Bye 2 Essex & Suffolk	Essex & Suffolk			Essex & Suffolk 212		
					Eastern Area 209	3rd Surrey
						4th Essex & Suffolk







**Outdoor Match Round Listings**

**Saturday 28th June 2014**

**Gentlemen Recurve**

H-H Pos	Team Name	WA 70m Score	1/32 Elim	1/16 Elim	1/8 Elim	1/4 Final	1/2 Final	Bz/Gold Final
1	Essex & Suffolk	1793	0	0	205	212	216	204
2	Durham & Northumberland	1701	0	0	195	194	191	184
3	Warwickshire	1767	0	203	206	205	186	209
4	Gloucestershire A	1847	0	0	202	199	208	197
5	Lancashire	1828	0	0	203	207		
6	Eastern Area	1782	0	0	197	195		
7	Middlesex	1803	0	0	185	193		
8	Staffordshire	1687	0	193	215	189		
9	Somerset	1893	0	0	212			
9	Surrey	1755	0	201	195			
9	Warwickshire B	1821	0	0	194			
9	Hampshire	1764	0	209	192			
9	Oxfordshire	1767	0	197	187			
9	Dorset & Wiltshire	1692	0	183	181			
9	Worcestershire	1643	0	175	179			
9	Berkshire A	1602	0	191	177			
17	Yorkshire	1706	0	189				
17	Leicestershire & Rutland	1594	0	176				
17	Somerset B	1691	0	172				
17	Norfolk	1675	0	169				
17	Oxfordshire B	1513	0	168				
17	Worcestershire B	1636	0	167				
17	Devon & Cornwall	1495	0	147				
17	Berkshire B	927	0	99				
17	Gloucestershire B	1628	0	0				

**Ladies Recurve**

H-H Pos	Team Name	WA 70m Score	1/32 Elim	1/16 Elim	1/8 Elim	1/4 Final	1/2 Final	Bz/Gold Final
1	Warwickshire	1762	0	0	193	206	213	200
2	Essex & Suffolk	1673	0	0	192	197	192	192
3	Oxfordshire	1644	0	0	171	178	181	199
4	Gloucestershire A	1639	0	0	183	201	185	186
5	Hampshire	1606	0	0	168	189		
6	Somerset	1658	0	0	198	188		
7	Durham & Northumberland	1622	0	0	180	176		
8	Leicestershire & Rutland	1534	0	0	159	159		
9	Yorkshire	1523	0	0	176			
9	Devon & Cornwall	1541	0	0	171			
9	Worcestershire	1551	0	0	169			
9	Norfolk	1298	0	174	167			
9	Eastern Area	1494	0	165	165			
9	Middlesex	1575	0	0	162			
9	Staffordshire	1573	0	0	156			
9	Lancashire	1651	0	0	147			
17	Worcestershire B	1439	0	148				
17	Dorset & Wiltshire	1511	0	139				

**Gentlemen Compound**

H-H Pos	Team Name	WA 50m Score	1/32 Elim	1/16 Elim	1/8 Elim	1/4 Final	1/2 Final	Bz/Gold Final
1	Essex & Suffolk	2020	0	0	222	225	229	221
2	Gloucestershire A	2025	0	0	225	220	216	216
3	Hampshire	2025	0	0	226	222	223	226
4	Durham & Northumberland	1995	0	0	221	217	216	216
5	Warwickshire	2025	0	0	222	220		
6	Kent	2007	0	0	218	217		
7	Somerset	1964	0	0	221	216		
8	Worcestershire B	1963	0	0	221	210		
9	Surrey	1950	0	208	217			
9	Devon & Cornwall	1985	0	0	216			
9	Leicestershire & Rutland B	1960	0	217	210			
9	Worcestershire	1985	0	0	210			
9	Staffordshire	1958	0	0	209			
9	Yorkshire	1956	0	217	209			
9	Leicestershire & Rutland	1982	0	0	207			
9	Berkshire A	1913	0	216	0			
17	Oxfordshire	1839	0	213				
17	Eastern Area	1878	0	211				
17	Dorset & Wiltshire	1872	0	203				
17	Norfolk	1170	0	134				
17	Warwickshire B	1348	0	0				

### Ladies Compound

H-H Pos	Team Name	WA 50m Score	1/32 Elim	1/16 Elim	1/8 Elim	1/4 Final	1/2 Final	Bz/Gold Final
1	Durham & Northumberland	1906	0	0	214	217	221	214
2	Eastern Area	1873	0	0	201	214	218	209
3	Surrey	1952	0	0	0	208	217	212
4	Essex & Suffolk	1931	0	0	0	210	212	208
5	Eastern Area B	1926	0	0	0	209		
6	Hampshire	1925	0	0	188	208		
7	Worcestershire	1849	0	0	200	188		
7	Yorkshire	1870	0	0	207	188		
9	Somerset	1794	0	0	204			
9	Devon & Cornwall	1837	0	0	196			
9	Berkshire	1602	0	0	168			
9	Dorset & Wiltshire	1297	0	0	139			
9	Norfolk	1182	0	0	134			

### Gentlemen Longbow

H-H Pos	Team Name	WA 70m Score	1/32 Elim	1/16 Elim	1/8 Elim	1/4 Final	1/2 Final	Bz/Gold Final
1	Yorkshire	689	0	0	0	79	96	110
2	Durham & Northumberland	594	0	0	0	68	63	53
3	Dorset & Wiltshire	828	0	0	0	0	53	76
4	Devon & Cornwall	694	0	0	0	0	77	66
5	Essex & Suffolk	593	0	0	0	49		
6	Berkshire	323	0	0	0	41		

### Ladies Longbow

H-H Pos	Team Name	WA 70m Score	1/32 Elim	1/16 Elim	1/8 Elim	1/4 Final	1/2 Final	Bz/Gold Final
1	Leicestershire & Rutland	438	0	0	0	0	53	75
2	Durham & Northumberland	420	0	0	0	0	37	34
3	Dorset & Wiltshire	375	0	0	0	0	25	42
4	Devon & Cornwall	365	0	0	0	0	28	35

## WA 1440 ROUND TEAM RESULTS

	Score	Tens	Xs
<b><u>WA 1440 (Ladies) Round - Ladies Recurve</u></b>			
<b>1 Warwickshire</b>	<b>3623</b>	<b>101</b>	<b>38</b>
Naomi Folkard	1320	62	27
Nicola Turner	1174	20	7
Emma Davis	1129	19	4
<b>2 Essex &amp; Suffolk</b>	<b>3592</b>	<b>92</b>	<b>33</b>
Nicky Hunt	1279	44	14
Jaspreet Sagoo	1174	25	10
Susi Atkinson	1139	23	9
<b>3 Somerset</b>	<b>3520</b>	<b>66</b>	<b>21</b>
Vikki Gallop	1192	26	10
Caroline Baldry	1183	28	8
Sue Elkins	1145	12	3
<b>4 Hampshire</b>	<b>3494</b>	<b>70</b>	<b>25</b>
Sarah Lupton	1204	27	12
Caroline Owen	1179	25	4
Chantelle Goubert	1111	18	9
<b>5 Middlesex</b>	<b>3462</b>	<b>77</b>	<b>22</b>
Jeanetta Braun	1284	48	12
Zhi Yao	1110	15	7
Anastasia Sichkarenko	1068	14	3
<b>6 Oxfordshire</b>	<b>3455</b>	<b>73</b>	<b>24</b>
Charlie Birch	1234	36	11
Antje Frotscher	1184	23	5
Angelina Measures	1037	14	8
<b>7 Lancashire</b>	<b>3416</b>	<b>64</b>	<b>21</b>
Vlada Priestman	1240	34	13
Wendy Aubrey	1131	19	6
Liz Owen	1045	11	2
<b>8 Yorkshire</b>	<b>3346</b>	<b>90</b>	<b>34</b>
Amy Oliver	1309	57	22
Michelle Kiddy	1080	23	8
Gwen Smith	957	10	4
<b>9 Gloucestershire A</b>	<b>3340</b>	<b>62</b>	<b>17</b>
Cherry Lyne	1223	27	8
Theresa Watts	1081	22	7
Malgorzata Jaroslawska	1036	13	2

	<b>Score</b>	<b>Tens</b>	<b>Xs</b>
<b>10 Leicestershire &amp; Rutland</b>	<b>3326</b>	<b>63</b>	<b>18</b>
Ruth Welsh	1214	30	9
Kim Copson	1131	21	9
Anne Smith	981	12	0
<b>11 Staffordshire</b>	<b>3285</b>	<b>49</b>	<b>18</b>
Tara Mackinnon	1138	21	7
Veronique Oakes	1133	18	7
Lora Ankers	1014	10	4
<b>12 Worcestershire</b>	<b>3283</b>	<b>55</b>	<b>17</b>
Sally Gilder	1187	25	9
Hazel Blissett	1073	18	6
Linda Haines	1023	12	2
<b>13 Durham &amp; Northumberland</b>	<b>3241</b>	<b>48</b>	<b>17</b>
Kate Dunningham	1135	22	7
Jane Taylor	1131	17	7
Lisa Gilbert	975	9	3
<b>14 Dorset &amp; Wiltshire</b>	<b>3218</b>	<b>64</b>	<b>16</b>
Rachel Vines	1212	30	6
Janice Reynolds	1078	22	7
Jane Prior	928	12	3
<b>15 Eastern Area</b>	<b>3069</b>	<b>53</b>	<b>13</b>
Elizabeth Bell	1126	25	3
Migle Petruskeviciute	1002	15	4
Jennifer Mankin	941	13	6
<b>16 Devon &amp; Cornwall</b>	<b>3063</b>	<b>26</b>	<b>9</b>
Estelle Edwick	1106	18	4
Paulette Mills	1083	0	0
Zena Barker	874	8	5
<b>17 Worcestershire B</b>	<b>3015</b>	<b>44</b>	<b>15</b>
Verity Gray	1102	24	11
Betsy Johnson	979	12	2
Catherine Smith	934	8	2
<b>18 Norfolk</b>	<b>2210</b>	<b>50</b>	<b>12</b>
Abbie Fisher	1256	43	10
Sarah Hubbard	852	7	2
Bethany Farrow	102	0	0

	Score	Tens	Xs
--	-------	------	----

**WA 1440 (Ladies) Round - Ladies Longbow**

<b>1 Leicestershire &amp; Rutland</b>	<b>1287</b>	<b>7</b>	<b>1</b>
Catriona Charters	466	2	0
Carol Smith	421	2	0
Rosie Clarkson	400	3	1
<b>2 Durham &amp; Northumberland</b>	<b>1083</b>	<b>7</b>	<b>3</b>
Elizabeth Arrowsmith	533	4	2
Chris Mernin	311	1	0
Helen Horsley	239	2	1
<b>3 Devon &amp; Cornwall</b>	<b>958</b>	<b>5</b>	<b>2</b>
Sarah Conisbee	494	3	1
Jane Forrow	282	1	1
Myra Hingston	182	1	0
<b>4 Dorset &amp; Wiltshire</b>	<b>841</b>	<b>5</b>	<b>1</b>
Nancy Ryder	359	2	0
Jackie Walker	328	3	1
Carole Tidd	154	0	0

**WA 1440 (Ladies) Round - Ladies Compound**

<b>1 Essex &amp; Suffolk</b>	<b>3964</b>	<b>181</b>	<b>44</b>
Daisy Clark	1338	65	13
Helen Harris	1317	61	16
Sophie Brown	1309	55	15
<b>2 Surrey</b>	<b>3940</b>	<b>183</b>	<b>63</b>
Andrea Gales	1364	81	33
Jane Lawrence-Tuck	1303	53	19
Susanna Franklin	1273	49	11
<b>3 Eastern Area B</b>	<b>3901</b>	<b>157</b>	<b>50</b>
Stephanie Clayson	1319	60	20
Elayne Mclean	1302	52	18
Kirsty Robb	1280	45	12
<b>4 Eastern Area</b>	<b>3888</b>	<b>151</b>	<b>42</b>
Hope Greenwood	1314	56	16
Victoria Barby	1307	51	15
Muriel Kirkwood	1267	44	11

	<b>Score</b>	<b>Tens</b>	<b>Xs</b>
<b>5 Durham &amp; Northumberland</b>	<b>3844</b>	<b>144</b>	<b>48</b>
Zoe Coggins	1315	54	20
Pauline Ianson	1310	50	11
Deirdre Pattison	1219	40	17
<b>6 Hampshire</b>	<b>3811</b>	<b>141</b>	<b>53</b>
Lucy O'Sullivan	1352	73	43
Jeannette Holder	1258	40	4
Charlotte Warne	1201	28	6
<b>7 Yorkshire</b>	<b>3802</b>	<b>137</b>	<b>57</b>
Viv Oxley	1297	56	26
Lynda Oliver	1269	39	16
Izzy Carpenter	1236	42	15
<b>8 Somerset</b>	<b>3790</b>	<b>126</b>	<b>49</b>
Amyce Aurora-Smith	1295	53	26
Rhiannon Norfolk	1273	40	12
Sue Smith	1222	33	11
<b>9 Devon &amp; Cornwall</b>	<b>3782</b>	<b>141</b>	<b>42</b>
Wendy Broome	1314	62	18
Jess Luck	1278	45	14
Kerry Bennett	1190	34	10
<b>10 Worcestershire</b>	<b>3760</b>	<b>118</b>	<b>38</b>
Shiela Harris	1265	46	14
Lindsey Brazier	1250	43	13
Michelle Hall	1245	29	11
<b>11 Berkshire</b>	<b>3476</b>	<b>100</b>	<b>34</b>
Julie Chenery	1276	46	14
Caroline Robertson	1251	44	16
Rhianna Rawlins	949	10	4
<b>12 Norfolk</b>	<b>2497</b>	<b>90</b>	<b>37</b>
Rachel Jackson	1269	50	20
Sally Palmer	1228	40	17
Stephanie Jackson	0	0	0
<b>13 Dorset &amp; Wiltshire</b>	<b>1303</b>	<b>52</b>	<b>18</b>
Laura Harding	1303	52	18
Erin Prior	0	0	0

	Score	Tens	Xs
<b>WA 1440 (Gents) Round - Gentlemen Recurve</b>			
<b>1 Essex &amp; Suffolk</b>	<b>3652</b>	<b>122</b>	<b>43</b>
Michael Judd	1277	49	20
Tim Davies	1210	40	12
Ian Harris	1165	33	11
<b>2 Warwickshire B</b>	<b>3591</b>	<b>101</b>	<b>27</b>
Jorge Lindley	1239	40	9
Tom Hall	1184	30	8
Jacob Vick	1168	31	10
<b>3 Lancashire</b>	<b>3581</b>	<b>90</b>	<b>33</b>
Paul Tittensor	1212	35	11
Jack Grogan	1187	27	10
Steve Sigurnjak	1182	28	12
<b>4 Gloucestershire A</b>	<b>3579</b>	<b>107</b>	<b>34</b>
Ashe Morgan	1261	53	17
Tom Howse	1220	36	14
Luke Jones	1098	18	3
<b>5 Somerset</b>	<b>3571</b>	<b>93</b>	<b>32</b>
Mark Smith	1223	40	19
Alex Hickson	1180	25	6
Adam Lewis	1168	28	7
<b>6 Eastern Area</b>	<b>3563</b>	<b>100</b>	<b>26</b>
Stuart Barby	1269	48	17
Fraser Keir	1164	25	4
Sukrit Hotrabuvanon	1130	27	5
<b>7 Middlesex</b>	<b>3526</b>	<b>99</b>	<b>33</b>
Jude Baker-Mill	1194	35	14
Florland Sarmiento	1180	32	10
Petr Lochman	1152	32	9
<b>8 Yorkshire</b>	<b>3471</b>	<b>79</b>	<b>25</b>
John Lane	1235	38	14
Paul Jones	1205	26	7
Robert Prince	1031	15	4
<b>9 Hampshire</b>	<b>3469</b>	<b>90</b>	<b>25</b>
Chris Baigent	1186	41	12
Mike Newell	1150	19	2
Ben Robinson	1133	30	11



	<b>Score</b>	<b>Tens</b>	<b>Xs</b>
<b>10 Oxfordshire</b>	<b>3465</b>	<b>85</b>	<b>20</b>
David Timmins	1207	37	9
Alex Smith	1172	22	3
Ioannis Chrisinas	1086	26	8
<b>11 Surrey</b>	<b>3419</b>	<b>79</b>	<b>25</b>
Richard White	1204	33	14
Paul Jay	1125	26	5
Roy Watts	1090	20	6
<b>12 Staffordshire</b>	<b>3402</b>	<b>79</b>	<b>22</b>
Jack Masefield	1167	38	12
Andy Brooks	1158	29	8
Wayne Evans	1077	12	2
<b>13 Warwickshire</b>	<b>3400</b>	<b>86</b>	<b>21</b>
Robert Lowe	1229	38	8
Lee Williams	1204	34	8
Chris Trolan	967	14	5
<b>14 Somerset B</b>	<b>3264</b>	<b>54</b>	<b>18</b>
John Neusinger	1106	16	7
Mark Renouf	1101	22	5
Rob Wilson	1057	16	6
<b>15 Worcestershire</b>	<b>3263</b>	<b>61</b>	<b>25</b>
Jason Relf	1162	37	13
Steve Short	1090	16	9
Roger Smith	1011	8	3
<b>16 Dorset &amp; Wiltshire</b>	<b>3262</b>	<b>51</b>	<b>16</b>
John Prior	1166	23	7
Richard Kerr	1052	18	5
Jay Howarth	1044	10	4
<b>17 Leicestershire &amp; Rutland</b>	<b>3203</b>	<b>55</b>	<b>14</b>
Dave Goodwin	1138	21	6
Stephen Copson	1129	22	6
Kevin Smith	936	12	2
<b>18 Durham &amp; Northumberland</b>	<b>3186</b>	<b>42</b>	<b>16</b>
Simon Scott	1150	22	9
Colin Affleck	1093	18	7
Richard Heffernan	943	2	0

	<b>Score</b>	<b>Tens</b>	<b>Xs</b>
<b>19 Berkshire A</b>	<b>3160</b>	<b>55</b>	<b>16</b>
George Arthur	1072	22	5
Iain Malins	1065	19	6
Simon Gates	1023	14	5
<b>20 Worcestershire B</b>	<b>3021</b>	<b>43</b>	<b>11</b>
David Brazier	1072	17	3
Paul Willetts	1070	16	4
Stuart Heberuck	879	10	4
<b>21 Gloucestershire B</b>	<b>2989</b>	<b>52</b>	<b>22</b>
Colin Watts	1097	27	11
Andy Griffin	1036	17	7
David Mortimer	856	8	4
<b>22 Norfolk</b>	<b>2894</b>	<b>35</b>	<b>15</b>
Mark Webb	1054	18	7
John Bruce	982	12	6
Stephen Hall	858	5	2
<b>23 Devon &amp; Cornwall</b>	<b>2844</b>	<b>38</b>	<b>11</b>
Mark O'Halloran	1134	24	6
Andrew Hoyle	994	9	3
Jimmy Sandoe	716	5	2
<b>24 Oxfordshire B</b>	<b>2838</b>	<b>28</b>	<b>8</b>
Tim Holmes	964	10	2
Thilina Abeywickrama	937	10	5
Lukasz Danel	937	8	1
<b>25 Berkshire B</b>	<b>1703</b>	<b>22</b>	<b>5</b>
Barry Walker	931	15	4
Michael Harrison	772	7	1
Andy Cotrell	0	0	0

### WA 1440 (Gents) Round - Gentlemen Longbow

<b>1 Dorset &amp; Wiltshire</b>	<b>1725</b>	<b>11</b>	<b>6</b>
Terry Ives	614	4	2
John Hayes	574	5	3
Michael Pearce	537	2	1
<b>2 Yorkshire</b>	<b>1446</b>	<b>2</b>	<b>2</b>
Patrick Revill	555	2	2
Richard Allan	470	0	0
Samm Campbell	421	0	0

	<b>Score</b>	<b>Tens</b>	<b>Xs</b>
<b>3 Devon &amp; Cornwall</b>	<b>1414</b>	<b>1</b>	<b>0</b>
Seth Neill	508	0	0
Keith Hingston	489	0	0
Chris Quinn	417	1	0
<b>4 Durham &amp; Northumberland</b>	<b>1309</b>	<b>13</b>	<b>6</b>
Chris Evans	568	6	3
Ian Norwood	450	4	1
Dan Bowyer	291	3	2
<b>5 Essex &amp; Suffolk</b>	<b>1240</b>	<b>3</b>	<b>3</b>
Mick Wollaston	538	1	1
Tony Maher	417	2	2
Max Room	285	0	0
<b>6 Berkshire</b>	<b>694</b>	<b>1</b>	<b>1</b>
Tony Hazeldyne	262	1	1
Kevin Shannon	237	0	0
David Beaney	195	0	0

#### WA 1440 (Gents) Round - Gentlemen Compound

<b>1 Essex &amp; Suffolk</b>	<b>4013</b>	<b>202</b>	<b>104</b>
James Howell	1351	73	40
Phillip Glover	1334	71	40
James Sinclair	1328	58	24
<b>2 Hampshire</b>	<b>3967</b>	<b>211</b>	<b>87</b>
Lee Miller	1362	86	36
Jake Burn	1328	70	29
Mark Gray	1277	55	22
<b>3 Durham &amp; Northumberland</b>	<b>3953</b>	<b>192</b>	<b>61</b>
Lloyd Pattison	1322	63	21
Steven James	1318	65	21
Jimmy Mullins	1313	64	19
<b>4 Devon &amp; Cornwall</b>	<b>3942</b>	<b>188</b>	<b>70</b>
Daniel Tompkins	1335	72	24
Neil Bennett	1322	59	25
Mark Cardy	1285	57	21
<b>5 Gloucestershire A</b>	<b>3941</b>	<b>171</b>	<b>58</b>
Adam Shaw	1347	73	31
Chris Tombe	1306	61	13
Keith Webb	1288	37	14

	<b>Score</b>	<b>Tens</b>	<b>Xs</b>
<b>6 Somerset</b>	<b>3928</b>	<b>186</b>	<b>63</b>
Dom Latham	1335	68	25
Chris Plater	1304	67	27
Robin Jarvis	1289	51	11
<b>7 Worcestershire</b>	<b>3920</b>	<b>170</b>	<b>56</b>
Chris Price	1312	58	21
Tony Carter	1305	57	15
Dave Martel	1303	55	20
<b>8 Leicestershire &amp; Rutland</b>	<b>3917</b>	<b>176</b>	<b>72</b>
Tim Oliver	1336	69	32
James Farmer	1298	50	16
William Chapman	1283	57	24
<b>9 Kent</b>	<b>3914</b>	<b>184</b>	<b>68</b>
Michael Kells	1331	74	26
Chris Horan	1300	56	22
Steve Batey	1283	54	20
<b>10 Worcestershire B</b>	<b>3878</b>	<b>159</b>	<b>55</b>
Jon Nott	1313	59	20
Scott Potter	1283	50	25
Eric Thomas	1282	50	10
<b>11 Surrey</b>	<b>3873</b>	<b>156</b>	<b>64</b>
Dave Morris	1306	50	18
Christopher Mott	1293	53	21
Martin Creasey	1274	53	25
<b>12 Berkshire A</b>	<b>3868</b>	<b>150</b>	<b>61</b>
Sam Baldwin	1307	58	19
Thomas Hutchins	1304	57	28
Ian Hartfree	1257	35	14
<b>13 Warwickshire</b>	<b>3866</b>	<b>158</b>	<b>52</b>
Matthew Dale	1316	58	22
James Edmondson	1279	54	17
Matthew Ingram	1271	46	13
<b>14 Staffordshire</b>	<b>3847</b>	<b>170</b>	<b>62</b>
Ryan Jeavons	1335	67	30
Jim Metcalfe	1277	55	18
Graham Brooks	1235	48	14

	<b>Score</b>	<b>Tens</b>	<b>Xs</b>
<b>15 Yorkshire</b>	<b>3839</b>	<b>166</b>	<b>60</b>
Will Kempf	1309	65	22
Gareth Allen	1274	56	24
Richard Watts	1256	45	14
<b>16 Leicestershire &amp; Rutland B</b>	<b>3819</b>	<b>141</b>	<b>48</b>
James Passingham	1289	53	13
Peter Fox	1272	48	18
Neil Laszkowicz	1258	40	17
<b>17 Dorset &amp; Wiltshire</b>	<b>3809</b>	<b>148</b>	<b>48</b>
Chris Fowler	1330	75	29
Ian Harding	1267	47	12
Neil Lockhart	1212	26	7
<b>18 Oxfordshire</b>	<b>3572</b>	<b>111</b>	<b>41</b>
Ben Glover	1258	44	17
Nigel Parkin	1229	45	12
John Royal	1085	22	12
<b>19 Eastern Area</b>	<b>2514</b>	<b>82</b>	<b>38</b>
Frank Maguire	1294	53	27
Karl Paddon	1220	29	11
Nathan Macqueen	0	0	0
<b>20 Norfolk</b>	<b>1055</b>	<b>22</b>	<b>7</b>
Mark Martin	1055	22	7
Jamie Fisher	0	0	0
Roy Sadler	0	0	0
<b>21 Warwickshire B</b>	<b>792</b>	<b>19</b>	<b>6</b>
Tom Duncan	792	19	6
Tim Nash	0	0	0
Colin Geenes	0	0	0

## OVERALL RESULTS - TEAM POSITIONS

	WA 50/70m Round Points	H-H Match Round Points	WA 1440 Round Points	Overall Points
<b><u>Ladies Recurve</u></b>				
1	Warwickshire	1	1	3
2	Essex & Suffolk	2	2	6
3	Somerset	3	6	12
4	Oxfordshire	5	3	14
5	Hampshire	8	5	17
6	Gloucestershire A	6	4	19
7	Lancashire	4	9	20
8	Middlesex	9	9	23
9	Durham & Northumberland	7	7	27
10	Staffordshire	10	9	30
11	Leicestershire & Rutland	13	8	31
12	Yorkshire	14	9	31
13	Worcestershire	11	9	32
14	Devon & Cornwall	12	9	37
15	Eastern Area	16	9	40
16	Norfolk	18	9	45
17	Dorset & Wiltshire	15	17	46
18	Worcestershire B	17	17	51

### **Ladies Longbow**

1	Leicestershire & Rutland	1	1	1	3
2	Durham & Northumberland	2	2	2	6
3	Dorset & Wiltshire	3	3	4	10
4	Devon & Cornwall	4	4	3	11

### **Ladies Compound**

1	Surrey	1	3	2	6
2	Essex & Suffolk	2	4	1	7
3	Durham & Northumberland	5	1	5	11
4	Eastern Area B	3	5	3	11
5	Eastern Area	6	2	4	12
6	Hampshire	4	6	6	16
7	Yorkshire	7	7	7	21
8	Worcestershire	8	7	10	25
9	Somerset	10	9	8	27
10	Devon & Cornwall	9	9	9	27
11	Berkshire	11	9	11	31
12	Norfolk	13	9	12	34
13	Dorset & Wiltshire	12	9	13	34

### **Gentlemen Recurve**

1	Essex & Suffolk	6	1	1	8
2	Gloucestershire A	2	4	4	10
3	Lancashire	3	5	3	11
4	Warwickshire B	4	9	2	15
5	Somerset	1	9	5	15

		WA 50/70m Round Points	H-H Match Round Points	WA 1440 Round Points	Overall Points
6	Eastern Area	7	6	6	19
7	Middlesex	5	7	7	19
8	Warwickshire	8	3	13	24
9	Hampshire	10	9	9	28
10	Oxfordshire	9	9	10	28
11	Surrey	11	9	11	31
12	Durham & Northumberland	13	2	18	33
13	Staffordshire	16	8	12	36
14	Yorkshire	12	17	8	37
15	Dorset & Wiltshire	14	9	16	39
16	Worcestershire	18	9	15	42
17	Somerset B	15	17	14	46
18	Berkshire A	21	9	19	49
19	Leicestershire & Rutland	22	17	17	56
20	Worcestershire B	19	17	20	56
21	Norfolk	17	17	22	56
22	Gloucestershire B	20	17	21	58
23	Devon & Cornwall	24	17	23	64
24	Oxfordshire B	23	17	24	64
25	Berkshire B	25	17	25	67

### **Gentlemen Longbow**

1	Dorset & Wiltshire	1	3	1	5
2	Yorkshire	3	1	2	6
3	Devon & Cornwall	2	4	3	9
4	Durham & Northumberland	4	2	4	10
5	Essex & Suffolk	5	5	5	15
6	Berkshire	6	6	6	18

### **Gentlemen Compound**

1	Essex & Suffolk	3	1	1	5
2	Hampshire	2	3	2	7
3	Gloucestershire A	1	2	5	8
4	Durham & Northumberland	5	4	3	12
5	Kent	4	6	9	19
6	Devon & Cornwall	6	9	4	19
7	Somerset	10	7	6	23
8	Worcestershire	7	9	7	23
9	Leicestershire & Rutland	8	9	8	25
10	Warwickshire	9	5	13	27
11	Worcestershire B	11	8	10	29
12	Surrey	15	9	11	35
13	Staffordshire	13	9	14	36
14	Berkshire A	16	9	12	37
15	Leicestershire & Rutland B	12	9	16	37
16	Yorkshire	14	9	15	38
17	Dorset & Wiltshire	18	17	17	52
18	Eastern Area	17	17	19	53
19	Oxfordshire	19	17	18	54

		WA 50/70m Round Points	H-H Match Round Points	WA 1440 Round Points	Overall Points
20	Norfolk	21	17	20	58
21	Warwickshire B	20	17	21	58

Teams tied on Overall Points are separated by Head-to-Head position and then by Ladies/Gents FITA position.



# WA 50/70m ROUND INDIVIDUAL RESULTS

SCORE 10s Xs

## WA 50m Round

### Ladies Compound

1	Lucy O'Sullivan	Hampshire	689	44	16	
2	Andrea Gales	Surrey	689	44	11	
3	Viv Oxley	Yorkshire	658	28	9	
4	Stephanie Clayson	Eastern Area B	652	25	7	
5	Erin Prior	Dorset & Wiltshire	650	22	10	
6	Daisy Clark	Essex & Suffolk	649	26	4	
7	Laura Harding	Dorset & Wiltshire	647	25	6	
8	Helen Harris	Essex & Suffolk	646	23	8	
9	Jess Luck	Devon & Cornwall	645	23	6	
10	Jeannette Holder	Hampshire	643	24	7	
11	Wendy Broome	Devon & Cornwall	643	22	4	
12	Pauline Ianson	Durham & Northumberland	641	24	6	
13	Kirsty Robb	Eastern Area B	638	23	4	
14	Jane Lawrence-Tuck	Surrey	638	21	9	
15	Hope Greenwood	Eastern Area	637	18	7	
16	Elayne Mclean	Eastern Area B	636	21	8	
17	Sophie Brown	Essex & Suffolk	636	19	7	
18	Shiela Harris	Worcestershire	636	17	6	
19	Lynda Oliver	Yorkshire	636	17	5	
20	Deirdre Pattison	Durham & Northumberland	633	15	6	
21	Zoe Coggins	Durham & Northumberland	632	15	7	
22	Julie Chenery	Berkshire	628	15	4	
23	Susanna Franklin	Surrey	625	13	2	
24	Muriel Kirkwood	Eastern Area	624	13	7	
25	Lindsey Brazier	Worcestershire	620	14	5	
26	Rhiannon Norfolk	Somerset	616	12	3	
27	Victoria Barby	Eastern Area	612	14	5	
28	Rachel Jackson	Norfolk	611	11	4	
29	Caroline Robertson	Berkshire	594	14	2	
30	Charlotte Warne	Hampshire	593	13	4	
31	Michelle Hall	Worcestershire	593	11	3	
32	Amyce Aurora-Smith	Somerset	591	12	2	
33	Sue Smith	Somerset	587	10	5	
34	Izzy Carpenter	Yorkshire	576	10	4	
35	Sally Palmer	Norfolk	571	13	4	
36	Kerry Bennett	Devon & Cornwall	549	4	0	
37	Rhianna Rawlins	Berkshire	380	4	1	
	Stephanie Jackson	Norfolk	0	0	0	Did not shoot

### Gentlemen Compound

1	Michael Kells	Kent	694	48	22
2	Lee Miller	Hampshire	689	42	14
3	Jake Burn	Hampshire	687	41	14
4	Phillip Glover	Essex & Suffolk	684	40	13
5	Ryan Jeavons	Staffordshire	683	40	16

			SCORE	10s	Xs
6	Adam Shaw	Gloucestershire A	679	36	15
7	Chris Tombe	Gloucestershire A	677	38	12
8	Tom Duncan	Warwickshire B	677	36	12
9	James Howell	Essex & Suffolk	676	31	8
10	Tim Oliver	Leicestershire & Rutland	675	31	6
11	Steven James	Durham & Northumberland	673	30	12
12	Daniel Tompkins	Devon & Cornwall	672	38	14
13	Chris Fowler	Dorset & Wiltshire	672	35	13
14	Colin Geenes	Warwickshire B	671	30	6
15	Jon Nott	Worcestershire B	669	33	14
16	Keith Webb	Gloucestershire A	669	32	10
17	Matthew Dale	Warwickshire	668	32	12
18	Will Kempf	Yorkshire	667	31	13
19	Lloyd Pattison	Durham & Northumberland	666	26	9
20	Chris Price	Worcestershire	664	31	11
21	Matthew Ingram	Warwickshire	663	31	9
22	Gareth Allen	Yorkshire	662	29	8
23	Neil Bennett	Devon & Cornwall	662	25	14
24	Dave Martel	Worcestershire	661	27	10
25	Chris Horan	Kent	660	31	12
26	James Sinclair	Essex & Suffolk	660	27	7
27	Tony Carter	Worcestershire	660	24	12
28	Peter Fox	Leicestershire & Rutland B	658	27	7
29	Dom Latham	Somerset	658	25	7
30	Neil Laszkowicz	Leicestershire & Rutland B	658	24	5
31	James Farmer	Leicestershire & Rutland	657	28	12
32	Jimmy Mullins	Durham & Northumberland	656	27	12
33	Chris Plater	Somerset	656	27	7
34	Christopher Mott	Surrey	656	26	6
35	Steve Batey	Kent	653	26	11
36	Mark Cardy	Devon & Cornwall	651	28	9
37	Frank Maguire	Eastern Area	651	20	11
38	Robin Jarvis	Somerset	650	23	4
39	Jim Metcalfe	Staffordshire	650	22	8
40	William Chapman	Leicestershire & Rutland	650	21	3
41	Mark Gray	Hampshire	649	22	9
41	Eric Thomas	Worcestershire B	649	22	9
43	Dave Morris	Surrey	649	21	11
44	Sam Baldwin	Berkshire A	649	21	5
45	Nigel Parkin	Oxfordshire	646	20	5
46	Scott Potter	Worcestershire B	645	26	6
47	Martin Creasey	Surrey	645	22	4
48	James Passingham	Leicestershire & Rutland B	644	16	4
49	James Edmondson	Warwickshire	640	22	9
50	Roy Sadler	Norfolk	640	20	5
51	Thomas Hutchins	Berkshire A	638	21	2
52	Nathan Macqueen	Eastern Area	635	21	7
53	Ben Glover	Oxfordshire	632	17	5
54	Richard Watts	Yorkshire	627	15	6
55	Ian Hartfree	Berkshire A	626	15	3

			SCORE	10s	Xs	
56	Graham Brooks	Staffordshire	625	15	3	
57	Ian Harding	Dorset & Wiltshire	620	16	5	
58	Karl Paddon	Eastern Area	592	15	5	
59	Neil Lockhart	Dorset & Wiltshire	580	15	4	
60	John Royal	Oxfordshire	557	12	5	
61	Mark Martin	Norfolk	530	11	2	
	Jamie Fisher	Norfolk	0	0	0	Did not shoot
	Tim Nash	Warwickshire B	0	0	0	Did not shoot

## **WA 70m Round**

### Ladies Recurve

1	Naomi Folkard	Warwickshire	649	27	9	
2	Amy Oliver	Yorkshire	637	20	9	
3	Jeanetta Braun	Middlesex	622	22	4	
4	Nicky Hunt	Essex & Suffolk	613	16	4	
5	Cherry Lyne	Gloucestershire A	610	13	4	
6	Vlada Priestman	Lancashire	603	18	3	
7	Nicola Turner	Warwickshire	603	13	3	
8	Charlie Birch	Oxfordshire	596	13	2	
9	Paulette Mills	Devon & Cornwall	589	14	5	
10	Antje Frotscher	Oxfordshire	585	14	5	
11	Sally Gilder	Worcestershire	584	10	1	
12	Rachel Vines	Dorset & Wiltshire	573	15	2	
13	Elizabeth Bell	Eastern Area	573	8	2	
14	Sarah Lupton	Hampshire	567	8	3	
15	Jane Taylor	Durham & Northumberland	567	8	1	
16	Estelle Edwick	Devon & Cornwall	565	10	2	
17	Vikki Gallop	Somerset	565	6	1	
18	Caroline Baldry	Somerset	563	8	1	
19	Wendy Aubrey	Lancashire	558	14	5	
20	Jaspreet Sagoo	Essex & Suffolk	558	9	3	
21	Ruth Welsh	Leicestershire & Rutland	551	9	1	
22	Veronique Oakes	Staffordshire	549	9	1	
23	Malgorzata Jaroslawsk	Gloucestershire A	549	8	2	
24	Tara Mackinnon	Staffordshire	543	6	3	
25	Caroline Owen	Hampshire	537	11	1	
26	Abbie Fisher	Norfolk	535	8	4	
27	Kim Copson	Leicestershire & Rutland	533	8	0	
28	Sue Elkins	Somerset	530	7	1	
29	Kate Dunningham	Durham & Northumberland	529	8	2	
30	Verity Gray	Worcestershire B	528	7	3	
31	Lisa Gilbert	Durham & Northumberland	526	4	1	
32	Michelle Kiddy	Yorkshire	518	6	1	
33	Emma Davis	Warwickshire	510	7	2	
34	Susi Atkinson	Essex & Suffolk	502	7	1	
35	Chantelle Goubert	Hampshire	502	5	2	
36	Betsy Johnson	Worcestershire B	497	8	2	
37	Liz Owen	Lancashire	490	8	0	

			SCORE	10s	Xs
38	Janice Reynolds	Dorset & Wiltshire	488	4	1
39	Linda Haines	Worcestershire	487	7	1
40	Jennifer Mankin	Eastern Area	486	2	0
41	Zhi Yao	Middlesex	482	5	1
42	Lora Ankers	Staffordshire	481	5	0
43	Theresa Watts	Gloucestershire A	480	4	2
44	Hazel Blissett	Worcestershire	480	4	0
45	Anastasia Sichkarenko	Middlesex	471	4	1
46	Angelina Measures	Oxfordshire	463	2	1
47	Anne Smith	Leicestershire & Rutland	450	6	1
48	Jane Prior	Dorset & Wiltshire	450	0	0
49	Migle Petruskeviciute	Eastern Area	435	4	0
50	Catherine Smith	Worcestershire B	414	1	0
51	Zena Barker	Devon & Cornwall	387	2	2
52	Sarah Hubbard	Norfolk	384	6	2
53	Bethany Farrow	Norfolk	379	2	1
54	Gwen Smith	Yorkshire	368	1	0

#### Ladies Longbow

1	Sarah Conisbee	Devon & Cornwall	193	0	0
2	Elizabeth Arrowsmith	Durham & Northumberland	183	0	0
3	Carol Smith	Leicestershire & Rutland	165	0	0
4	Nancy Ryder	Dorset & Wiltshire	164	1	0
5	Rosie Clarkson	Leicestershire & Rutland	144	0	0
6	Chris Mernin	Durham & Northumberland	131	1	1
7	Catriona Charters	Leicestershire & Rutland	129	0	0
8	Jackie Walker	Dorset & Wiltshire	122	0	0
9	Helen Horsley	Durham & Northumberland	106	0	0
10	Myra Hingston	Devon & Cornwall	105	0	0
11	Carole Tidd	Dorset & Wiltshire	89	0	0
12	Jane Forrow	Devon & Cornwall	67	0	0

#### Gentlemen Recurve

1	Mark Smith	Somerset	644	18	3
2	Florland Sarmiento	Middlesex	635	16	6
3	Ashe Morgan	Gloucestershire A	635	14	3
4	Alex Hickson	Somerset	630	23	9
5	Robert Lowe	Warwickshire	630	17	7
6	Jorge Lindley	Warwickshire B	630	16	3
7	Michael Judd	Essex & Suffolk	626	18	5
8	Richard White	Surrey	626	17	3
9	Stuart Barby	Eastern Area	626	16	0
10	Adam Lewis	Somerset	619	13	3
11	Paul Tittensor	Lancashire	617	15	4
12	John Prior	Dorset & Wiltshire	617	14	4
13	Tom Howse	Gloucestershire A	616	13	7
14	Alex Smith	Oxfordshire	614	11	2
15	Jack Masefield	Staffordshire	613	13	0
16	Jack Grogan	Lancashire	610	13	5
17	David Timmins	Oxfordshire	609	16	7

			SCORE	10s	Xs
18	Lee Williams	Warwickshire	607	13	4
19	Chris Baigent	Hampshire	603	19	2
20	Steve Sigurnjak	Lancashire	601	16	5
21	Jacob Vick	Warwickshire B	600	9	2
22	Fraser Keir	Eastern Area	599	9	1
23	Luke Jones	Gloucestershire A	596	18	4
24	Mike Newell	Hampshire	596	8	3
25	Simon Scott	Durham & Northumberland	594	18	3
26	Mark Renouf	Somerset B	592	11	2
27	Tom Hall	Warwickshire B	591	9	5
28	John Lane	Yorkshire	590	12	3
29	Tim Davies	Essex & Suffolk	589	7	3
30	Stephen Copson	Leicestershire & Rutland	588	12	4
31	Colin Watts	Gloucestershire B	586	12	1
32	Jude Baker-Mill	Middlesex	586	11	2
33	Andy Brooks	Staffordshire	585	10	3
34	Paul Jones	Yorkshire	585	8	2
35	Petr Lochman	Middlesex	582	9	3
36	Mark Webb	Norfolk	579	13	3
37	Ian Harris	Essex & Suffolk	578	11	1
38	George Arthur	Berkshire A	570	6	2
39	Roy Watts	Surrey	568	9	1
40	Colin Affleck	Durham & Northumberland	566	10	1
41	Ben Robinson	Hampshire	565	11	2
42	John Bruce	Norfolk	565	10	2
43	Mark O'Halloran	Devon & Cornwall	565	5	0
44	Jason Relf	Worcestershire	562	11	0
45	Steve Short	Worcestershire	562	7	1
46	Paul Jay	Surrey	561	4	2
47	Paul Willetts	Worcestershire B	560	8	0
48	David Brazier	Worcestershire B	557	9	4
49	Sukrit Hotrabuvanon	Eastern Area	557	8	2
50	Jay Howarth	Dorset & Wiltshire	556	10	1
50	John Neusinger	Somerset B	556	10	1
52	Ioannis Chrisinas	Oxfordshire	544	5	3
53	Iain Malins	Berkshire A	543	11	3
54	Rob Wilson	Somerset B	543	3	0
55	Richard Heffernan	Durham & Northumberland	541	7	3
56	Andy Griffin	Gloucestershire B	538	10	2
57	Andrew Hoyle	Devon & Cornwall	532	4	0
58	Robert Prince	Yorkshire	531	6	1
59	Chris Trolan	Warwickshire	530	4	1
60	Dave Goodwin	Leicestershire & Rutland	525	4	3
61	Stephen Hall	Norfolk	521	3	2
62	Stuart Hebberuck	Worcestershire B	519	6	1
63	Richard Kerr	Dorset & Wiltshire	519	5	4
64	Roger Smith	Worcestershire	519	4	1
65	Lukasz Danel	Oxfordshire B	509	8	3
66	Tim Holmes	Oxfordshire B	508	4	0
67	David Mortimer	Gloucestershire B	504	5	2

			SCORE	10s	Xs	
68	Barry Walker	Berkshire B	499	6	0	
69	Thilina Abeywickrama	Oxfordshire B	496	4	2	
70	Wayne Evans	Staffordshire	489	4	1	
71	Simon Gates	Berkshire A	489	2	0	
72	Kevin Smith	Leicestershire & Rutland	481	5	2	
73	Michael Harrison	Berkshire B	428	3	0	
74	Jimmy Sandoe	Devon & Cornwall	398	2	0	
	Andy Cotrell	Berkshire B	0	0	0	Did not shoot

#### Gentlemen Longbow

1	Terry Ives	Dorset & Wiltshire	286	2	0	
2	Michael Pearce	Dorset & Wiltshire	273	1	0	
3	Chris Evans	Durham & Northumberland	272	1	0	
4	John Hayes	Dorset & Wiltshire	269	2	0	
5	Seth Neill	Devon & Cornwall	243	2	0	
6	Patrick Revill	Yorkshire	242	0	0	
7	Ian Norwood	Durham & Northumberland	241	2	1	
8	Keith Hingston	Devon & Cornwall	240	0	0	
9	Mick Wollaston	Essex & Suffolk	235	0	0	
10	Samm Campbell	Yorkshire	228	0	0	
11	Richard Allan	Yorkshire	219	0	0	
12	Chris Quinn	Devon & Cornwall	211	1	0	
13	Max Room	Essex & Suffolk	198	2	1	
14	Tony Maher	Essex & Suffolk	160	1	0	
15	Tony Hazeldyne	Berkshire	129	0	0	
16	Kevin Shannon	Berkshire	117	0	0	
17	Dan Bowyer	Durham & Northumberland	81	0	0	
18	David Beaney	Berkshire	77	0	0	

260 Archers

# WA 1440 ROUND INDIVIDUAL RESULTS

## WA 1440 (Ladies) Round - Ladies Recurve

		70m	60m	50m	30m	Score	10s	Xs	
1	Naomi Folkard	Warwickshire	315	334	323	348	1320	62	27
2	Amy Oliver	Yorkshire	306	317	333	353	1309	57	22
3	Jeanetta Braun	Middlesex	309	313	318	344	1284	48	12
4	Nicky Hunt	Essex & Suffolk	318	314	309	338	1279	44	14
5	Abbie Fisher	Norfolk	295	317	307	337	1256	43	10
6	Vlada Priestman	Lancashire	286	316	302	336	1240	34	13
7	Charlie Birch	Oxfordshire	296	305	292	341	1234	36	11
8	Cherry Lyne	Gloucestershire A	294	311	291	327	1223	27	8
9	Ruth Welsh	Leicestershire & Rutland	289	306	290	329	1214	30	9
10	Rachel Vines	Dorset & Wiltshire	273	316	296	327	1212	30	6
11	Sarah Lupton	Hampshire	271	302	304	327	1204	27	12
12	Vikki Gallop	Somerset	267	311	288	326	1192	26	10
13	Sally Gilder	Worcestershire	273	312	273	329	1187	25	9
14	Antje Frotscher	Oxfordshire	279	305	284	316	1184	23	5
15	Caroline Baldry	Somerset	264	304	287	328	1183	28	8
16	Caroline Owen	Hampshire	280	299	266	334	1179	25	4
17	Jaspreet Sagoo	Essex & Suffolk	274	295	282	323	1174	25	10
18	Nicola Turner	Warwickshire	296	298	256	324	1174	20	7
19	Sue Elkins	Somerset	254	280	293	318	1145	12	3
20	Susi Atkinson	Essex & Suffolk	248	281	281	329	1139	23	9
21	Tara Mackinnon	Staffordshire	271	294	258	315	1138	21	7
22	Kate Dunningham	Durham & Northumberland	255	285	285	310	1135	22	7
23	Veronique Oakes	Staffordshire	266	277	270	320	1133	18	7
24	Kim Copson	Leicestershire & Rutland	276	282	255	318	1131	21	9
25	Wendy Aubrey	Lancashire	258	289	262	322	1131	19	6
26	Jane Taylor	Durham & Northumberland	270	285	263	313	1131	17	7
27	Emma Davis	Warwickshire	253	303	278	295	1129	19	4
28	Elizabeth Bell	Eastern Area	276	280	258	312	1126	25	3
29	Chantelle Goubert	Hampshire	250	269	264	328	1111	18	9
30	Zhi Yao	Middlesex	262	278	263	307	1110	15	7
31	Estelle Edwick	Devon & Cornwall	283	295	246	282	1106	18	4
32	Verity Gray	Worcestershire B	271	277	254	300	1102	24	11
33	Theresa Watts	Gloucestershire A	225	274	261	321	1081	22	7
34	Michelle Kiddy	Yorkshire	249	266	269	296	1080	23	8
35	Janice Reynolds	Dorset & Wiltshire	223	265	257	333	1078	22	7
36	Hazel Blissett	Worcestershire	250	267	245	311	1073	18	6
37	Anastasia Sichkarenko	Middlesex	249	272	239	308	1068	14	3
38	Liz Owen	Lancashire	235	262	249	299	1045	11	2
39	Angelina Measures	Oxfordshire	211	258	248	320	1037	14	8
40	Malgorzata Jaroslawska	Gloucestershire A	227	266	238	305	1036	13	2
41	Linda Haines	Worcestershire	216	276	243	288	1023	12	2
42	Lora Ankers	Staffordshire	215	249	247	303	1014	10	4
43	Migle Petruskeviciute	Eastern Area	226	246	229	301	1002	15	4
44	Anne Smith	Leicestershire & Rutland	211	249	235	286	981	12	0
45	Betsy Johnson	Worcestershire B	221	220	242	296	979	12	2
46	Lisa Gilbert	Durham & Northumberland	233	265	228	249	975	9	3
47	Gwen Smith	Yorkshire	213	241	204	299	957	10	4
48	Jennifer Mankin	Eastern Area	189	261	217	274	941	13	6
49	Catherine Smith	Worcestershire B	222	237	214	261	934	8	2
50	Jane Prior	Dorset & Wiltshire	186	221	219	302	928	12	3
51	Zena Barker	Devon & Cornwall	184	204	201	285	874	8	5
52	Sarah Hubbard	Norfolk	175	252	178	247	852	7	2
	Paulette Mills	Devon & Cornwall	271	318	296	198	1083	0	0 Retired 11 dozen
	Bethany Farrow	Norfolk	102	0	0	0	102	0	0 Retired 2 dozen

## WA 1440 (Ladies) Round - Ladies Longbow

		70m	60m	50m	30m	Score	10s	Xs	
1	Elizabeth Arrowsmith	Durham & Northumberland	83	143	87	220	533	4	2
2	Sarah Conisbee	Devon & Cornwall	74	87	102	231	494	3	1
3	Catriona Charters	Leicestershire & Rutland	56	136	73	201	466	2	0
4	Carol Smith	Leicestershire & Rutland	66	95	91	169	421	2	0
5	Rosie Clarkson	Leicestershire & Rutland	94	89	49	168	400	3	1
6	Nancy Ryder	Dorset & Wiltshire	69	94	67	129	359	2	0
7	Jackie Walker	Dorset & Wiltshire	55	70	79	124	328	3	1

8	Chris Mernin	Durham & Northumberland	53	66	68	124	311	1	0
9	Jane Farrow	Devon & Cornwall	33	109	48	92	282	1	1
10	Helen Horsley	Durham & Northumberland	17	28	44	150	239	2	1
11	Myra Hingston	Devon & Cornwall	21	34	41	86	182	1	0
12	Carole Tidd	Dorset & Wiltshire	15	46	5	88	154	0	0

### **WA 1440 (Ladies) Round - Ladies Compound**

			70m	60m	50m	30m	Score	10s	Xs
1	Andrea Gales	Surrey	332	340	334	358	1364	81	33
2	Lucy O'Sullivan	Hampshire	325	343	329	355	1352	73	43
3	Daisy Clark	Essex & Suffolk	323	336	328	351	1338	65	13
4	Stephanie Clayson	Eastern Area B	318	326	329	346	1319	60	20
5	Helen Harris	Essex & Suffolk	325	326	317	349	1317	61	16
6	Zoe Coggins	Durham & Northumberland	327	325	320	343	1315	54	20
7	Wendy Broome	Devon & Cornwall	310	331	325	348	1314	62	18
8	Hope Greenwood	Eastern Area	314	326	327	347	1314	56	16
9	Pauline Ianson	Durham & Northumberland	329	322	314	345	1310	50	11
10	Sophie Brown	Essex & Suffolk	322	324	315	348	1309	55	15
11	Victoria Barby	Eastern Area	315	330	320	342	1307	51	15
12	Jane Lawrence-Tuck	Surrey	330	325	308	340	1303	53	19
13	Laura Harding	Dorset & Wiltshire	315	329	317	342	1303	52	18
14	Elayne Mclean	Eastern Area B	326	324	308	344	1302	52	18
15	Viv Oxley	Yorkshire	320	323	302	352	1297	56	26
16	Amyce Aurora-Smith	Somerset	308	323	319	345	1295	53	26
17	Kirsty Robb	Eastern Area B	314	320	301	345	1280	45	12
18	Jess Luck	Devon & Cornwall	308	323	305	342	1278	45	14
19	Julie Chenery	Berkshire	310	319	302	345	1276	46	14
20	Susanna Franklin	Surrey	305	323	306	339	1273	49	11
21	Rhiannon Norfolk	Somerset	312	305	314	342	1273	40	12
22	Rachel Jackson	Norfolk	302	321	305	341	1269	50	20
23	Lynda Oliver	Yorkshire	306	324	297	342	1269	39	16
24	Muriel Kirkwood	Eastern Area	307	318	302	340	1267	44	11
25	Shiela Harris	Worcestershire	299	318	303	345	1265	46	14
26	Jeannette Holder	Hampshire	294	326	307	331	1258	40	4
27	Caroline Robertson	Berkshire	291	310	305	345	1251	44	16
28	Lindsey Brazier	Worcestershire	311	321	279	339	1250	43	13
29	Michelle Hall	Worcestershire	306	320	292	327	1245	29	11
30	Izzy Carpenter	Yorkshire	283	321	296	336	1236	42	15
31	Sally Palmer	Norfolk	302	296	292	338	1228	40	17
32	Sue Smith	Somerset	295	311	292	324	1222	33	11
33	Deirdre Pattison	Durham & Northumberland	291	305	278	345	1219	40	17
34	Charlotte Warne	Hampshire	284	306	278	333	1201	28	6
35	Kerry Bennett	Devon & Cornwall	268	289	289	344	1190	34	10
36	Rhianna Rawlins	Berkshire	220	247	217	265	949	10	4
	Stephanie Jackson	Norfolk	0	0	0	0	0	0	0 Did not shoot
	Erin Prior	Dorset & Wiltshire	0	0	0	0	0	0	0 Did not shoot

### **WA 1440 (Gents) Round - Gentlemen Recurve**

			90m	70m	50m	30m	Score	10s	Xs
1	Michael Judd	Essex & Suffolk	291	321	317	348	1277	49	20
2	Stuart Barby	Eastern Area	294	306	314	355	1269	48	17
3	Ashe Morgan	Gloucestershire A	278	315	314	354	1261	53	17
4	Jorge Lindley	Warwickshire B	268	317	310	344	1239	40	9
5	John Lane	Yorkshire	290	304	306	335	1235	38	14
6	Robert Lowe	Warwickshire	277	317	296	339	1229	38	8
7	Mark Smith	Somerset	261	309	310	343	1223	40	19
8	Tom Howse	Gloucestershire A	261	308	312	339	1220	36	14
9	Paul Tittensor	Lancashire	259	313	299	341	1212	35	11
10	Tim Davies	Essex & Suffolk	264	308	297	341	1210	40	12
11	David Timmins	Oxfordshire	256	316	294	341	1207	37	9
12	Paul Jones	Yorkshire	277	304	298	326	1205	26	7
13	Lee Williams	Warwickshire	273	306	300	325	1204	34	8
14	Richard White	Surrey	250	311	306	337	1204	33	14
15	Jude Baker-Mill	Middlesex	259	295	298	342	1194	35	14
16	Jack Grogan	Lancashire	261	287	302	337	1187	27	10
17	Chris Baigent	Hampshire	240	296	306	344	1186	41	12
18	Tom Hall	Warwickshire B	245	303	296	340	1184	30	8
19	Steve Sigurnjak	Lancashire	248	298	300	336	1182	28	12



20	Florland Sarmiento	Middlesex	242	294	310	334	1180	32	10
21	Alex Hickson	Somerset	252	297	298	333	1180	25	6
22	Alex Smith	Oxfordshire	253	294	299	326	1172	22	3
23	Jacob Vick	Warwickshire B	250	305	279	334	1168	31	10
24	Adam Lewis	Somerset	252	283	297	336	1168	28	7
25	Jack Masefield	Staffordshire	220	311	298	338	1167	38	12
26	John Prior	Dorset & Wiltshire	251	288	302	325	1166	23	7
27	Ian Harris	Essex & Suffolk	239	277	308	341	1165	33	11
28	Fraser Keir	Eastern Area	244	307	287	326	1164	25	4
29	Jason Relf	Worcestershire	247	284	289	342	1162	37	13
30	Andy Brooks	Staffordshire	236	294	295	333	1158	29	8
31	Petr Lochman	Middlesex	235	279	297	341	1152	32	9
32	Simon Scott	Durham & Northumberland	240	286	294	330	1150	22	9
33	Mike Newell	Hampshire	246	292	288	324	1150	19	2
34	Dave Goodwin	Leicestershire & Rutland	249	281	289	319	1138	21	6
35	Mark O'Halloran	Devon & Cornwall	231	279	291	333	1134	24	6
36	Ben Robinson	Hampshire	241	288	278	326	1133	30	11
37	Sukrit Hotrabuvanon	Eastern Area	233	285	290	322	1130	27	5
38	Stephen Copson	Leicestershire & Rutland	224	296	281	328	1129	22	6
39	Paul Jay	Surrey	224	287	293	321	1125	26	5
40	John Neusinger	Somerset B	211	289	282	324	1106	16	7
41	Mark Renouf	Somerset B	233	276	263	329	1101	22	5
42	Luke Jones	Gloucestershire A	223	283	269	323	1098	18	3
43	Colin Watts	Gloucestershire B	213	282	271	331	1097	27	11
44	Colin Affleck	Durham & Northumberland	219	272	280	322	1093	18	7
45	Roy Watts	Surrey	251	269	263	307	1090	20	6
46	Steve Short	Worcestershire	237	275	264	314	1090	16	9
47	Ioannis Chrisinas	Oxfordshire	209	268	277	332	1086	26	8
48	Wayne Evans	Staffordshire	207	293	260	317	1077	12	2
49	George Arthur	Berkshire A	189	285	270	328	1072	22	5
50	David Brazier	Worcestershire B	223	283	267	299	1072	17	3
51	Paul Willetts	Worcestershire B	193	280	273	324	1070	16	4
52	Iain Malins	Berkshire A	227	266	263	309	1065	19	6
53	Rob Wilson	Somerset B	212	267	274	304	1057	16	6
54	Mark Webb	Norfolk	203	282	267	302	1054	18	7
55	Richard Kerr	Dorset & Wiltshire	218	266	253	315	1052	18	5
56	Jay Howarth	Dorset & Wiltshire	214	270	267	293	1044	10	4
57	Andy Griffin	Gloucestershire B	211	252	264	309	1036	17	7
58	Robert Prince	Yorkshire	198	269	271	293	1031	15	4
59	Simon Gates	Berkshire A	208	254	263	298	1023	14	5
60	Roger Smith	Worcestershire	203	263	240	305	1011	8	3
61	Andrew Hoyle	Devon & Cornwall	196	255	245	298	994	9	3
62	John Bruce	Norfolk	164	246	262	310	982	12	6
63	Chris Trolan	Warwickshire	183	236	231	317	967	14	5
64	Tim Holmes	Oxfordshire B	196	228	230	310	964	10	2
65	Richard Heffernan	Durham & Northumberland	197	242	228	276	943	2	0
66	Thilina Abeywickrama	Oxfordshire B	175	223	233	306	937	10	5
67	Lukasz Danel	Oxfordshire B	162	244	227	304	937	8	1
68	Kevin Smith	Leicestershire & Rutland	180	241	226	289	936	12	2
69	Barry Walker	Berkshire B	179	240	227	285	931	15	4
70	Stuart Hebberuck	Worcestershire B	172	243	185	279	879	10	4
71	Stephen Hall	Norfolk	135	217	233	273	858	5	2
72	David Mortimer	Gloucestershire B	174	193	200	289	856	8	4
73	Michael Harrison	Berkshire B	133	224	170	245	772	7	1
74	Jimmy Sandoe	Devon & Cornwall	124	155	191	246	716	5	2
	Andy Cotrell	Berkshire B	0	0	0	0	0	0	0

Did not shoot

### **WA 1440 (Gents) Round - Gentlemen Longbow**

		90m	70m	50m	30m	Score	10s	Xs	
1	Terry Ives	Dorset & Wiltshire	98	164	141	211	614	4	2
2	John Hayes	Dorset & Wiltshire	90	129	111	244	574	5	3
3	Chris Evans	Durham & Northumberland	105	144	125	194	568	6	3
4	Patrick Revill	Yorkshire	61	140	109	245	555	2	2
5	Mick Wollaston	Essex & Suffolk	51	115	152	220	538	1	1
6	Michael Pearce	Dorset & Wiltshire	49	98	164	226	537	2	1
7	Seth Neill	Devon & Cornwall	88	112	112	196	508	0	0
8	Keith Hingston	Devon & Cornwall	46	101	117	225	489	0	0
9	Richard Allan	Yorkshire	85	95	111	179	470	0	0

10	Ian Norwood	Durham & Northumberland	46	116	90	198	450	4	1
11	Samm Campbell	Yorkshire	51	94	99	177	421	0	0
12	Tony Maher	Essex & Suffolk	33	91	82	211	417	2	2
13	Chris Quinn	Devon & Cornwall	30	104	92	191	417	1	0
14	Dan Bowyer	Durham & Northumberland	26	41	44	180	291	3	2
15	Max Room	Essex & Suffolk	21	79	78	107	285	0	0
16	Tony Hazeldyne	Berkshire	16	49	49	148	262	1	1
17	Kevin Shannon	Berkshire	13	69	66	89	237	0	0
18	David Beaney	Berkshire	10	37	32	116	195	0	0

### **WA 1440 (Gents) Round - Gentlemen Compound**

			90m	70m	50m	30m	Score	10s	Xs
1	Lee Miller	Hampshire	326	343	339	354	1362	86	36
2	James Howell	Essex & Suffolk	323	340	333	355	1351	73	40
3	Adam Shaw	Gloucestershire A	321	331	342	353	1347	73	31
4	Tim Oliver	Leicestershire & Rutland	318	328	333	357	1336	69	32
5	Daniel Tompkins	Devon & Cornwall	308	344	328	355	1335	72	24
6	Dom Latham	Somerset	313	336	333	353	1335	68	25
7	Ryan Jeavons	Staffordshire	316	326	337	356	1335	67	30
8	Phillip Glover	Essex & Suffolk	309	332	338	355	1334	71	40
9	Michael Kells	Kent	308	342	336	345	1331	74	26
10	Chris Fowler	Dorset & Wiltshire	315	328	338	349	1330	75	29
11	Jake Burn	Hampshire	306	336	337	349	1328	70	29
12	James Sinclair	Essex & Suffolk	321	328	327	352	1328	58	24
13	Lloyd Pattison	Durham & Northumberland	311	330	327	354	1322	63	21
14	Neil Bennett	Devon & Cornwall	320	327	325	350	1322	59	25
15	Steven James	Durham & Northumberland	305	329	330	354	1318	65	21
16	Matthew Dale	Warwickshire	309	331	326	350	1316	58	22
17	Jimmy Mullins	Durham & Northumberland	303	329	326	355	1313	64	19
18	Jon Nott	Worcestershire B	311	319	328	355	1313	59	20
19	Chris Price	Worcestershire	312	328	320	352	1312	58	21
20	Will Kempf	Yorkshire	294	330	333	352	1309	65	22
21	Sam Baldwin	Berkshire A	307	324	327	349	1307	58	19
22	Chris Tombe	Gloucestershire A	312	329	315	350	1306	61	13
23	Dave Morris	Surrey	309	320	330	347	1306	50	18
24	Tony Carter	Worcestershire	304	326	327	348	1305	57	15
25	Chris Plater	Somerset	293	335	326	350	1304	67	27
26	Thomas Hutchins	Berkshire A	308	327	314	355	1304	57	28
27	Dave Martel	Worcestershire	304	330	320	349	1303	55	20
28	Chris Horan	Kent	294	328	330	348	1300	56	22
29	James Farmer	Leicestershire & Rutland	315	325	309	349	1298	50	16
30	Frank Maguire	Eastern Area	288	328	330	348	1294	53	27
31	Christopher Mott	Surrey	304	323	317	349	1293	53	21
32	James Passingham	Leicestershire & Rutland B	294	321	324	350	1289	53	13
33	Robin Jarvis	Somerset	300	325	316	348	1289	51	11
34	Keith Webb	Gloucestershire A	301	321	321	345	1288	37	14
35	Mark Cardy	Devon & Cornwall	295	317	327	346	1285	57	21
36	William Chapman	Leicestershire & Rutland	285	321	331	346	1283	57	24
37	Steve Batey	Kent	300	316	316	351	1283	54	20
38	Scott Potter	Worcestershire B	291	320	323	349	1283	50	25
39	Eric Thomas	Worcestershire B	286	330	316	350	1282	50	10
40	James Edmondson	Warwickshire	292	312	325	350	1279	54	17
41	Mark Gray	Hampshire	275	324	326	352	1277	55	22
42	Jim Metcalfe	Staffordshire	275	329	319	354	1277	55	18
43	Gareth Allen	Yorkshire	302	325	301	346	1274	56	24
44	Martin Creasey	Surrey	300	321	315	338	1274	53	25
45	Peter Fox	Leicestershire & Rutland B	284	318	326	344	1272	48	18
46	Matthew Ingram	Warwickshire	300	316	314	341	1271	46	13
47	Ian Harding	Dorset & Wiltshire	298	317	306	346	1267	47	12
48	Ben Glover	Oxfordshire	286	311	313	348	1258	44	17
49	Neil Laszkowicz	Leicestershire & Rutland B	286	315	317	340	1258	40	17
50	Ian Hartfree	Berkshire A	293	310	321	333	1257	35	14
51	Richard Watts	Yorkshire	284	317	309	346	1256	45	14
52	Graham Brooks	Staffordshire	287	290	310	348	1235	48	14
53	Nigel Parkin	Oxfordshire	266	310	305	348	1229	45	12
54	Karl Paddon	Eastern Area	278	309	301	332	1220	29	11
55	Neil Lockhart	Dorset & Wiltshire	265	311	304	332	1212	26	7
56	John Royal	Oxfordshire	218	278	295	294	1085	22	12

57	Mark Martin	Norfolk	236	230	274	315	1055	22	7	
	Tom Duncan	Warwickshire B	303	329	160	0	792	19	6	Retired 7½ dozen
	Nathan Macqueen	Eastern Area	0	0	0	0	0	0	0	Retired 0 dozen
	Jamie Fisher	Norfolk	0	0	0	0	0	0	0	Did not shoot
	Colin Geenes	Warwickshire B	0	0	0	0	0	0	0	Did not shoot
	Tim Nash	Warwickshire B	0	0	0	0	0	0	0	Did not shoot
	Roy Sadler	Norfolk	0	0	0	0	0	0	0	Did not shoot

## 260 Archers